


## AUDITOR'S REPORT

We have audited the annexed statement of **M/S. TAALUQ FOUNDATION** as at June 30, 2025 its financial position and the related profit and loss account, cash flow statement together with the notes forming part thereof for the period then ended and we report that, in our opinion, based on books of account rendered and information provided by the management, the financial statements give a fair view of the financial position of the Organization as on June 30, 2025.


Dated: 06<sup>th</sup> Nov, 2025.  
Karachi.



**Hammad Kashif & Co.**  
Chartered Accountant & Management

### Taalug Foundation Balance Sheet As on 30 June 2025

	NOTE	Jun-24 RUPEES	Jun-25 RUPEES
<b>ASSETS</b>			
Non-Current Assets			
Fixed assets	4	593,786	541,288
Current Assets			
Loan and advances	5	162,940	160,500
Cash and bank balances	6	370,498	62,558
		533,438	223,058
		1,127,224	764,346
<b>FUNDS AND LIABILITIES</b>			
Funds Balances			
Restricted	7	1,022,677	594,345
Unrestricted		-	-
		1,022,677	594,345
Current Liabilities			
Accrued and other liabilities	8	104,547	170,000
		1,127,224	764,345
Accumulated Surplus or Deficit			
The annexed notes from 1 to 10 form an integral part of these accounts			



**Taaluq Foundation**  
**INCOME & EXPENDITURE ACCOUNT**  
**For the Period of July 2024 to June 2025**

**RESTRICTED INCOME**

Donation

SURRAYA FOUNDATION

Dispensary

Madaris

Zakat

Zakat

**Total Restricted Income**

PKR	
RUPEES	
	11,331,070
-	
7,109,313	
4,221,757	
<b>11,331,070</b>	<b>11,331,070</b>

**UNRESTRICTED INCOME**

Management income

Other income

**Total Unrestricted Income**

	-
	352,870
	<b>352,870</b>

**RESTRICTED EXPENSES**

Donation

SURRAYA FOUNDATION

Dispensary

Madaris

Zakat

Zakat

**Total Restricted Expense**

	12,059,773
-	
7,109,313	
4,950,460	
<b>12,059,773</b>	<b>12,059,773</b>

**SURPLUS/DEFICIT BEFORE FINANCIAL CHARGES**

	<b>(375,833)</b>
--	------------------

Finance cost

(52,499)

**NET SURPLUS/DEFCEIT FOR THE YEAR**

	<b>(428,332)</b>
--	------------------


Accumulated surplus brought forward

Accumulated surplus carried forward



**Taalug Foundation**  
**Schedule of Depreciation & Fixed Assets**  
**For the Year Ended June 30, 2025**


Description	W.D.V. As on 01/07/2024	Addition/ (Deletion)	Total	Depreciation Chaged for the Year	W.D.V As at 30.06.2025	Rate %
Furniture & Fixtures	116,372	0	116,372	11,637	104,735	10
Computer & Accessories	43,320	0	43,320	14,296	29,024	33
Office Equipment	336,867	0	336,867	16,843	320,024	5
Event Accessories	97,228	0	97,228	9,723	87,505	10
<b>Total</b>	<b>593,786</b>	<b>0</b>	<b>593,786</b>	<b>52,499</b>	<b>541,288</b>	





## Taalug Foundation Notes to the Accounts For the Year of Ended June 2025

	Notes	2024	2025
4 FIXED ASSTES			
at Cost less accmulated depreciation	4.1	541,288	541,288
5 ADVANCE AND OTHER RECEIVABLES			
other Recevibles		2,440	0
Advance Income Tax		0	0
Security Deposit		160,500	160,500
		162,940	160,500
6 Cash & Bank Balance			
Cash at Bank		370,498	62,558
Cash in Hand		0	0
		370,498	62,558
7 Authorized Share Capital			
Funds and Liabilities		0	0
8 TRADE CREDITORS, ACCRUED AND OTHER LIABILITIES			
Trade Creditors		0	0
Loan and Advances		104,547	170,000
Accrued Expenses		0	0
		104,547	170,000



**Taalug Foundation  
Surraya Dispensary**  
For the Period of July 2024 to June 2025

Particulars	July 2024	August 2024	September 2024	October 2024	November 2024	December 2024	January 2025	February 2025	March 2025	April 2025	May 2025	June 2025	Total
<b>Income</b>													
<b>Hospital</b>													
OPD Income	31,250	41,880	48,850	38,300	30,950	23,100	21,000	15,850	11,350	10,450	18,480	13,000	304,460
Donation	359,696	371,613	328,274	320,693	378,499	319,000	363,291	346,491	396,690	324,250	354,000	359,260	4,221,757
Loan	0	0	0	0	0	0	0	100,000	0	40,000	30,000	0	170,000
Pharmacy Income	0	0	0	16,700	21,400	6,000	0	0	0	4,310	0	0	48,410
<b>Total Income Hospital</b>	<b>390,946</b>	<b>413,493</b>	<b>377,124</b>	<b>375,693</b>	<b>430,849</b>	<b>348,100</b>	<b>384,291</b>	<b>462,341</b>	<b>408,040</b>	<b>379,010</b>	<b>402,480</b>	<b>372,260</b>	<b>4,744,627</b>
<b>Expenses</b>													
<b>Hospital</b>													
Cleaning /shifting Labor/sweeper	13,130	0	0	0	0	0	0	0	6,790	7,950	0	4,790	32,660
General Exp	7,880	0	0	0	0	0	0	0	0	0	0	0	7,880
Equipment/Medical	20,710	9,910	4,905	16,810	60,120	20,330	0	9,370	8,640	10,010	9,090	8,150	178,045
Medical Camp / Trainign	50,200	0	46,790	0	0	59,900	0	14,540	14,250	7,000	0	0	192,680
Medicines Dispensary	6,030	0	0	0	0	0	11,650	0	0	0	0	0	17,680
Marketing - Printing/ pmaphlets	5,820	0	0	0	0	0	0	7,050	0	0	0	0	12,870
Salaries	119,170	188,678	244,040	298,693	303,890	289,000	258,291	246,491	246,667	248,250	254,000	251,260	2,948,430
Staff Incentives/Fuel/Part time Counsultant Payment	900	36,400	10,100	4,690	7,160	5,000	9,130	5,600	6,540	5,750	15,400	15,730	122,400
Tea/refreshments (Staff, labor & guests)	11,250	26,510	25,745	13,470	13,770	17,860	11,805	8,260	10,525	9,670	10,660	7,870	167,395
TMC Challan	10,000	10,000	10,000	10,000	10,000	10,000	10,000	10,000	10,000	0	10,000	10,000	110,000
Repair & Maintnace	93,695	24,460	9,600	9,220	9,780	34,660	63,060	78,295	0	0	30,260	0	353,030
Ration Drive	0	0	0	0	0	0	0	0	27,390	0	0	0	27,390
Admin Exp (Web & Marketing)	65,000	65,000	65,000	65,000	65,000	65,000	65,000	65,000	65,000	65,000	65,000	65,000	780,000
<b>Total Expenses Hospital</b>	<b>403,785</b>	<b>360,958</b>	<b>416,180</b>	<b>417,883</b>	<b>469,720</b>	<b>501,750</b>	<b>428,936</b>	<b>444,606</b>	<b>395,802</b>	<b>353,630</b>	<b>394,410</b>	<b>362,800</b>	<b>4,950,460</b>
Balance	-12,839	39,696	640	-41,550	-80,421	-234,071	-278,716	-260,981	-248,743	-223,363	-215,293	-205,833	-205,833

**Taalug Foundation  
Surraya School**  
For the Period of July 2024 to June 2025

Particulars	July 2024	August 2024	September 2024	October 2024	November 2024	December 2024	January 2025	February 2025	March 2025	April 2025	May 2025	June 2025	Total
<b>Income</b>													
<b>School</b>													
Donation	1,176,097	495,399	384,000	406,000	1,170,722	426,565	583,753	421,321	402,560	501,960	420,578	720,358	7,109,313
Fee Income	0	0	0	0	0	0	0	0	0	0	0	0	0
<b>Total Income School</b>	<b>1,176,097</b>	<b>495,399</b>	<b>384,000</b>	<b>406,000</b>	<b>1,170,722</b>	<b>426,565</b>	<b>583,753</b>	<b>421,321</b>	<b>402,560</b>	<b>501,960</b>	<b>420,578</b>	<b>720,358</b>	<b>7,109,313</b>
<b>Expenses</b>													
<b>School</b>													
Staff Salaires	191,097	187,919	199,000	221,000	235,267	241,565	231,468	224,321	217,560	211,460	228,718	235,358	2,624,733
Repair & Maint.	0	0	0	0	0	0	127,185	0	0	24,800	0	0	151,985
Solar System	0	0	0	0	730,100	0	0	0	0	0	0	0	730,100
General Exp	0	15,000	0	0	2,505	0	2,000	12,000	0	3,500	6,860	0	41,865
Sadqah	0	70,700	0	0	17,850	0	38,100	0	0	77,200	0	0	203,850
Daily Meal	120,000	120,000	120,000	120,000	120,000	120,000	120,000	120,000	120,000	120,000	120,000	120,000	1,440,000
Event Exp	0	36,780	0	0	0	0	0	0	0	0	0	0	36,780
Room Counstruction	800,000	0	0	0	0	0	0	0	0	0	0	0	800,000
Sindh Education Foundation	0	0	0	0	0	0	0	0	0	0	0	50,000	50,000
PCP	0	0	0	0	0	0	0	0	0	0	0	250,000	250,000
Admin Exp (Web & Marketing)	65,000	65,000	65,000	65,000	65,000	65,000	65,000	65,000	65,000	65,000	65,000	65,000	780,000
<b>Total Expenses School</b>	<b>1,176,097</b>	<b>495,399</b>	<b>384,000</b>	<b>406,000</b>	<b>1,170,722</b>	<b>426,565</b>	<b>583,753</b>	<b>421,321</b>	<b>402,560</b>	<b>501,960</b>	<b>420,578</b>	<b>720,358</b>	<b>7,109,313</b>
Balance	0	0	0	0	0	0	0	0	0	0	0	0	0

